

# Optimierte A-Konstanten

der LENTIS®, FEMTIS® und ACUNEX® Intraokularlinsen






für den Zeiss IOL-Master, Erhebung auf der Grundlage von Patientendaten



IOL	nominal	Haigis	HofferQ	Holl.1	SRK/T	SRK II	*Barrett	*Holl.2	*Hill RBF	*KANE
LENTIS® L-312	A = 118,0	a0 = -2,476 a1 = 0,046 a2 = 0,300	pACD = 5,26	sf = 1,50	A = 118,50	A = 118,7	LF = 1,62 DF = 0	5,260	A = 118,50	A = 118,50
LENTIS® LS-312Y	A = 118,0	a0 = 0,860 a1 = 0,400 a2 = 0,100	pACD = 5,04	sf = 1,25	A = 118,10	A = 118,3	LF = 1,41 DF = 0	5,020	A = 118,10	A = 118,10
LENTIS® L-303	A = 118,0	a0 = 0,962 a1 = -0,074 a2 = 0,161	pACD = 5,13	sf = 1,36	A = 118,30	A = 118,4	LF = 1,52 DF = 0	5,140	A = 118,30	A = 118,30
LENTIS® L-313 LENTIS® L-323	A = 118,0	a0 = 0,820 a1 = 0,400 a2 = 0,100	pACD = 5,01	sf = 1,26	A = 118,10	A = 118,4	LF = 1,41 DF = 0	5,020	A = 118,10	A = 118,10
LENTIS® LS-313Y	A = 118,0	a0 = 1,020 a1 = 0,400 a2 = 0,100	pACD = 5,19	sf = 1,43	A = 118,40	A = 118,5	LF = 1,57 DF = 0	5,200	A = 118,40	A = 118,40
LENTIS® QUANTUM L-333	A = 118,0	a0 = 0,912 a1 = 0,400 a2 = 0,100	pACD = 5,14	sf = 1,35	A = 118,40	A = 118,65	LF = 1,57 DF = 0	5,200	A = 118,40	A = 118,40
LENTIS® T <sub>plus</sub> LS-313 T0-T6 LENTIS® T <sub>plus</sub> × LU-313 T   TY	A = 118,0	a0 = 0,970 a1 = 0,400 a2 = 0,100	pACD = 5,18	sf = 1,37	A = 118,20	A = 118,2	LF = 1,46 DF = 0	5,075	A = 118,20	A = 118,20
LENTIS® Comfort LS-313 MF15	A = 118,0	a0 = 1,019 a1 = 0,309 a2 = 0,107	pACD = 5,15	sf = 1,38	A = 118,32	A = 118,5	LF = 1,53 DF = 0	5,150	A = 118,32	A = 118,32
LENTIS® M <sub>plus</sub> LS-313 MF20	A = 118,0	a0 = 1,142 a1 = 0,400 a2 = 0,100	pACD = 5,38	sf = 1,57	A = 118,66	A = 118,9	LF = 1,71 DF = 0	5,350	A = 118,66	A = 118,66
LENTIS® M <sub>plus</sub> LS-313 MF30 LENTIS® M <sub>plus</sub> × LU-313 MFX30	A = 118,0	a0 = 0,950 a1 = 0,400 a2 = 0,100	pACD = 5,21	sf = 1,47	A = 118,50	A = 118,6	LF = 1,62 DF = 0	5,260	A = 118,50	A = 118,50
LENTIS® Comfort <sub>toric</sub> LS-313 MF15 T0-T6 LENTIS® M <sub>plus</sub> <sub>toric</sub> LU-313 MF15 T   TY	A = 118,0	a0 = 0,706 a1 = 0,274 a2 = 0,127	pACD = 5,18	sf = 1,34	A = 118,18	A = 118,3	LF = 1,45 DF = 0	5,070	A = 118,18	A = 118,18
LENTIS® M <sub>plus</sub> <sub>toric</sub> LU-313 MF20 T   TY LENTIS® M <sub>plus</sub> <sub>toric</sub> LU-313 MF30 T   TY LENTIS® M <sub>plus</sub> × <sub>toric</sub> LU-313 MFX30 T   TY	A = 118,0	a0 = 0,870 a1 = 0,400 a2 = 0,100	pACD = 5,11	sf = 1,33	A = 118,20	A = 118,2	LF = 1,46 DF = 0	5,075	A = 118,20	A = 118,20
LENTIS® LU-814 VR LENTIS® M <sub>plus</sub> LU-814 MF30	A = 119,0	a0 = -0,413 a1 = 0,220 a2 = 0,205	pACD = 5,70	sf = 1,95	A = 119,24	A = 119,7	LF = 2,01 DF = 0	5,690	A = 119,24	A = 119,24
FEMTIS® FB-313 FEMTIS® Comfort FB-313 MF15 FEMTIS® Comfort <sub>toric</sub> FB-313 MF15 T0-T3 FEMTIS® M <sub>plus</sub> FB-313 MF30 FEMTIS® M <sub>plus</sub> <sub>toric</sub> FB-313 MF30 T0-T3	A = 117,8	a0 = 0,759 a1 = 0,400 a2 = 0,100	pACD = 5,03	sf = 1,27	A = 118,14	A = 118,4	LF = 1,43 DF = 0	5,050	A = 118,14	A = 118,14

\*auf Grundlage der SRK/T Werte

Qf2293v9 Stand: 29.11.2024

IOL	nominal	Haigis	HofferQ	Holl.1	SRK/T	SRK II	*Barrett	*Holl.2	*Hill RBF	*KANE
ACUNEX® QUANTUM AN6Q  ACUNEX® AN6 	A = 119,1	a0 = 1,640 a1 = 0,400 a2 = 0,100	pACD = 5,84	sf = 2,06	A = 119,50	A = 120,03	LF = 2,15 DF = 0	5,840	A = 119,50	A = 119,50
ACUNEX® VARIO AN6V  ACUNEX® VARIO <sub>optic</sub> AN6V TO-T3 	A = 119,1	a0 = 1,640 a1 = 0,400 a2 = 0,100	pACD = 5,84	sf = 2,06	A = 119,50	A = 120,03	LF = 2,15 DF = 0	5,840	A = 119,50	A = 119,50
ACUNEX® VARIOMAX AN6VM  ACUNEX® VARIOMAX <sub>toric</sub> AN6VM TO-T3 	A = 119,1	a0 = 1,480 a1 = 0,400 a2 = 0,100	pACD = 5,73	sf = 1,97	A = 119,30	A = 119,6	LF = 2,04 DF = 0	5,720	A = 119,30	A = 119,30

\*auf Grundlage der SRK/T Werte

Qf2293v9 Stand: 29.11.2024

Quelle: IOLcon (Steinbeis Vision Research) <https://iolcon.org/lensestable.php>

Bitte beachten Sie, dass weder die Firma Teleon noch IOLcon für die korrekte Angabe der optimierten A-Konstanten für den Zeiss IOLMaster verantwortlich gemacht werden können. Die angegebenen Konstanten sind somit als Richtwert und Ausgangsbasis für die Berechnungen der IOL-Brechkraft zu sehen.

Bei Fragen: [iol@teleon-surgical.com](mailto:iol@teleon-surgical.com)